

SCICAP Early Childhood Program Community Assessment Summary 2018-2019

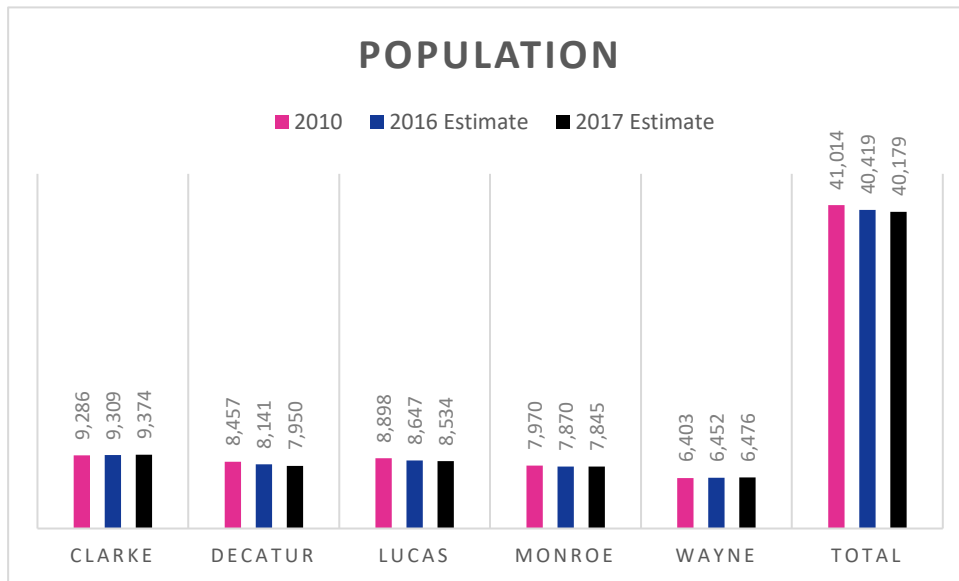
Each year South Central Iowa Community Action Program Early Childhood Program (SCICAP ECP) does a comprehensive assessment of our community. This information from the Community Assessment guides us in our program planning to ensure we are meeting community needs.

DEMOGRAPHICS:

Population continues to decline in three of the five counties we serve, with a minimal increase in Clarke and Wayne Counties.

County	2010	2016 Estimate	2017 Estimate
Clarke	9,286	9,309	9,374
Decatur	8,457	8,141	7,950
Lucas	8,898	8,647	8,534
Monroe	7,970	7,870	7,845
Wayne	6,403	6,452	6,476
Total	41,014	40,419	40,179

Source: U.S. Census Bureau

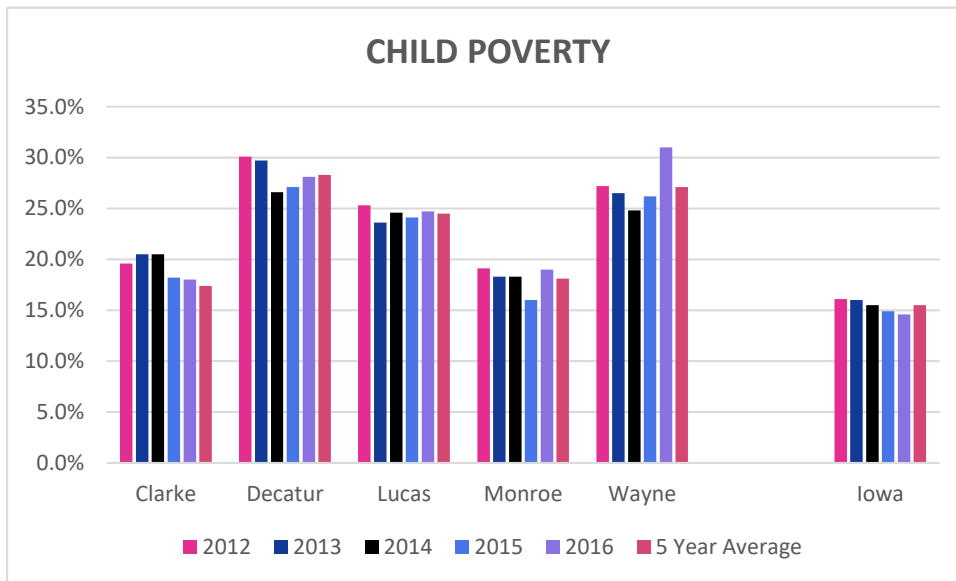


The diversity of the population continues to change in our five counties, with an increase of the Hispanic/Latino and Ukrainian/Russian families. In the 2015-2016 school year, our Head Start minority children population was 14.6% and Early Head Start was 18.7% or an average of 16.6% for both programs. In the 2016-2017 school year, our Head Start minority children population was 16.6%, Early Head Start nearly doubled from the previous year to 28.3% or an average of 22.5% for both programs. Finally, in the 2017-2018 school year, Head Start minority was 17%, Early Head Start was 26% and the average was 21.5%. In the State of Iowa, the minority population is 8.6%, so our county-wide average is nearly three times higher than the state average.

CHILD POVERTY:

Our service area continues to be some of the poorest in Iowa. The overall population is aging with smaller numbers of children birth to 5-year-olds. Although the population has decreased in our service area, there continues to be a real need for Head Start and Early Head Start services. This is evident by the high number of families living in poverty. Child poverty statistics for the State of Iowa in 2012 were 16.1%, decreasing to 14.6% in 2016; whereas, the average for our five-county area in 2012 was 24.3%, barely decreasing to 24.2% in 2016. Decatur’s average of 28.3% and Wayne’s average of 27.1% are nearly twice that of Iowa’s average.

	2012	2013	2014	2015	2016	5 Year Average
Clarke	19.6%	20.5%	20.5%	18.2%	18.0%	17.4%
Decatur	30.1%	29.7%	26.6%	27.1%	28.1%	28.3%
Lucas	25.3%	23.6%	24.6%	24.1%	24.7%	24.5%
Monroe	19.1%	18.3%	18.3%	16.0%	19.0%	18.1%
Wayne	27.2%	26.5%	24.8%	26.2%	31.0%	27.1%
Iowa	16.1%	16.0%	15.5%	14.9%	14.6%	15.5%



ECONOMICS:

UNEMPLOYMENT AND MEDIAN INCOME:

Employment remains an issue for the families we serve. A large percentage of jobs available in our area pay minimum wage. Families are often not able to find full-time employment so they are forced to have more than one place of employment to meet all of their financial needs. The families we serve change jobs often or have time spans with no employment. Some families find the need to relocate to find adequate employment. Many of our families are one-parent families only, which severely impacts the economics of the household.

In the 2015-2016 school year, 45% of our Head Start families and 24% of our Early Head Start families were one-parent families or a 34% average for both programs. In our 2016-2017 school year, those numbers increased to an average of 45% of our Head Start/Early Head Start families and in 2017-2018, 41% of our families only had one parent in the family. This is a hardship for the parent who must juggle work or school with managing a household and parenting alone.

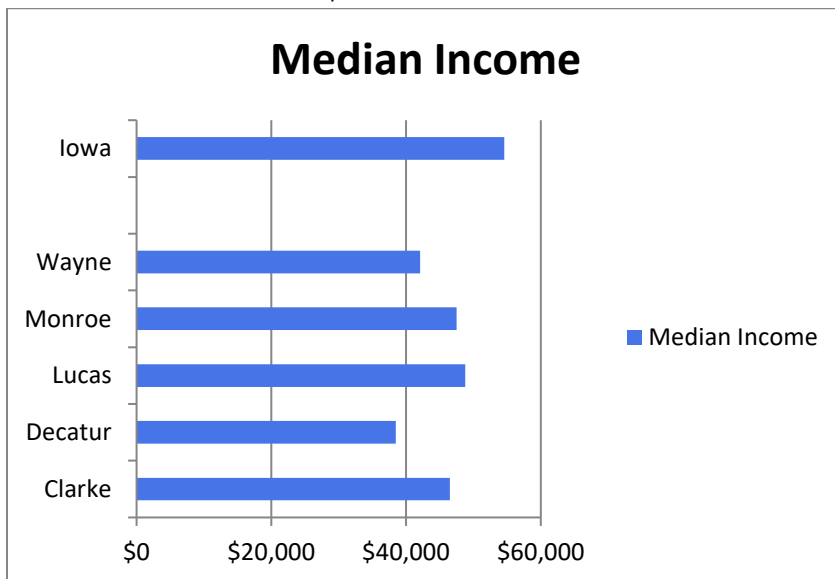
According to the United States Census Bureau estimates published in July, 2017, the median household income for the state of Iowa from 2012-2016 was \$55,570. The median for our service area is \$45,610. Decatur County is by far the lowest at \$38,467 or 29% lower than the state median.

Unemployment has dropped significantly in the last few years nationally and locally. As more jobs become available, our low-income parents are more likely to find employment, but will then need to have options like Early Head Start and Head Start available for their children. As they return to the work force, oftentimes in low-paying jobs, they probably will not advance from low-income status and will certainly not have the means to afford licensed day care or preschool.

	Median Income
Clarke	\$46,510
Decatur	\$38,467
Lucas	\$48,768
Monroe	\$47,515
Wayne	\$42,088
Iowa	\$54,570

Avg/5 counties: \$44,670

Sources: Iowa Workforce Development and U.C. Census Bureau



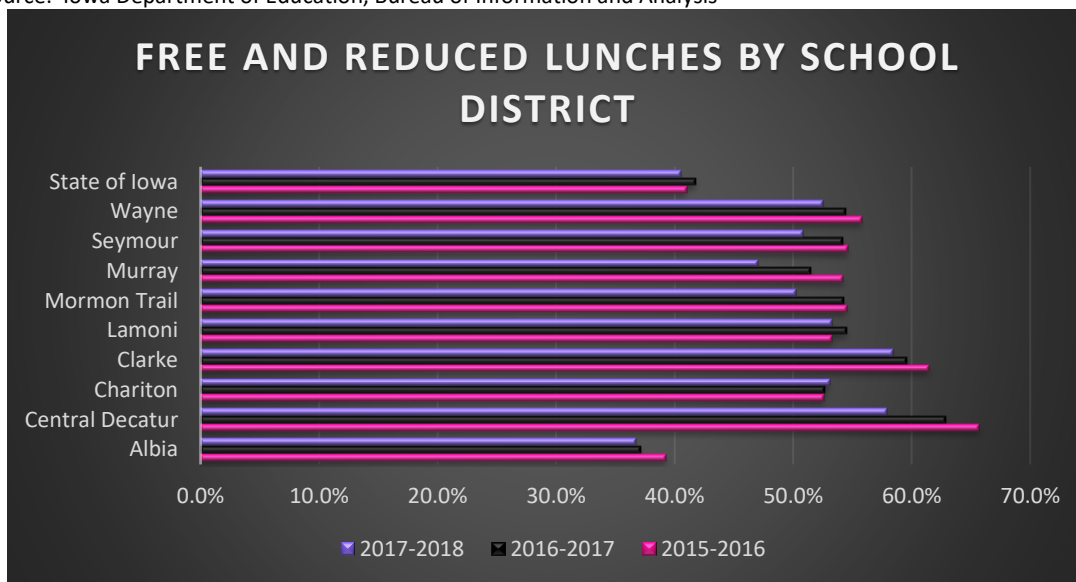
FREE AND REDUCED LUNCHES

One of the most notable indicators of the needs of the population we serve are the statistics for food assistance. Most, if not all, of our children receive free or reduced lunches upon entering the public schools. The Iowa average of children receiving free/reduced lunches is 40.5%. In the counties we serve, the average has

increased each year and is dramatically higher at an average of 51.1%. Central Decatur has the highest percentage at 57.9% or 30% higher than the state average.

School District	2015-2016	2016-2017	2017-2018
Albia	39.3%	37.2%	36.7%
Central Decatur	65.7%	62.9%	57.9%
Chariton	52.6%	52.7%	53.1%
Clarke	61.5%	59.6%	58.4%
Lamoni	53.3%	54.5%	53.3%
Mormon Trail	54.5%	54.3%	50.2%
Murray	54.2%	51.5%	47.0%
Seymour	54.6%	54.2%	50.8%
Wayne	55.8%	54.4%	52.5%
State of Iowa	41.0%	41.8%	40.5%

Source: Iowa Department of Education, Bureau of Information and Analysis



WOMEN, INFANTS AND CHILDREN (WIC):

Another observable indicator of the poverty level is the usage of the WIC Program in our counties. Three of our five counties are much higher than the state average. Our five-county average is 20% higher than the state, with Decatur 37% higher and Clarke 49%.

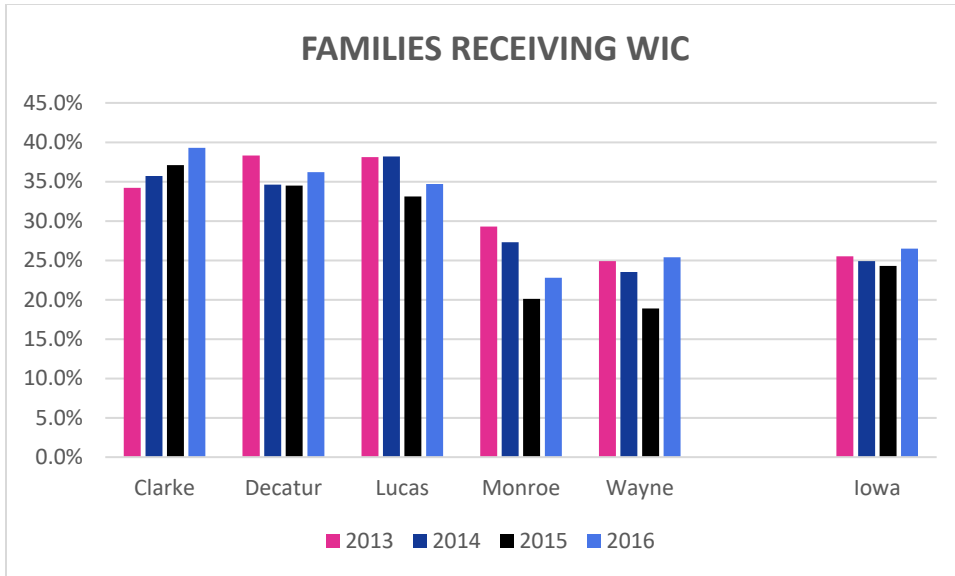
FAMILIES RECEIVING WIC 2012-2016

	2013	2014	2015	2016
Clarke	34.2%	35.7%	37.1%	39.3%
Decatur	38.3%	34.6%	34.5%	36.2%
Lucas	38.1%	38.2%	33.1%	34.7%
Monroe	29.3%	27.3%	20.1%	22.8%
Wayne	24.9%	23.5%	18.9%	25.4%
Iowa	25.5%	24.9%	24.3%	26.5%

Avg/5 counties

31.70%

Source: Kidscount Data Center



HEALTH:

TEEN UNMARRIED BIRTHS:

Teen unmarried mothers in our service area in 2014 were an average of 6.9%. The State of Iowa’s average rate is 4.8%. Even though rates have dropped each year since 2010, our five-county average is still substantially higher than the state.

PRENATAL CARE:

Prenatal care is an important factor in determining the health of the new mothers and their newborns. In Iowa, the five-year average of mothers receiving prenatal care was 90.4%. In the counties we serve, the average was 74.3%.

UNINSURED CHILDREN:

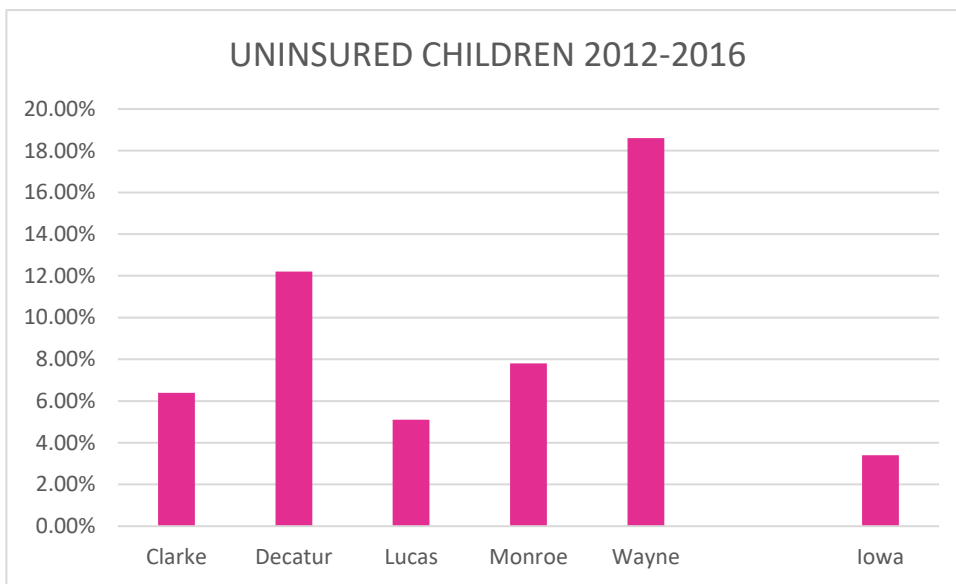
Iowa has one of the lowest percentages of uninsured children in the country. The state rate dropped 22% from 2012 to 2016 to 3.4%. However, in three of the five counties we serve, the rate of uninsured has markedly increased. In Wayne County, the 18.6% rate is more than five times Iowa’s rate. Decatur’s rate of 12.2% is nearly four times as high and Monroe’s rate of 7.8% doubles Iowa’s rate. Our Parent, Family and Community Engagement Specialists (Social Workers) work closely with the families as they enter our Early Head Start and

Head Start programs to facilitate acquiring insurance and other resources for their children, e.g., Medicaid, Health and Well Kids in Iowa (Hawk-I).

UNINSURED CHILDREN

	2012-2016
Clarke	6.40%
Decatur	12.20%
Lucas	5.10%
Monroe	7.80%
Wayne	18.60%
Iowa	3.40%

Source: Kids Count Data Center

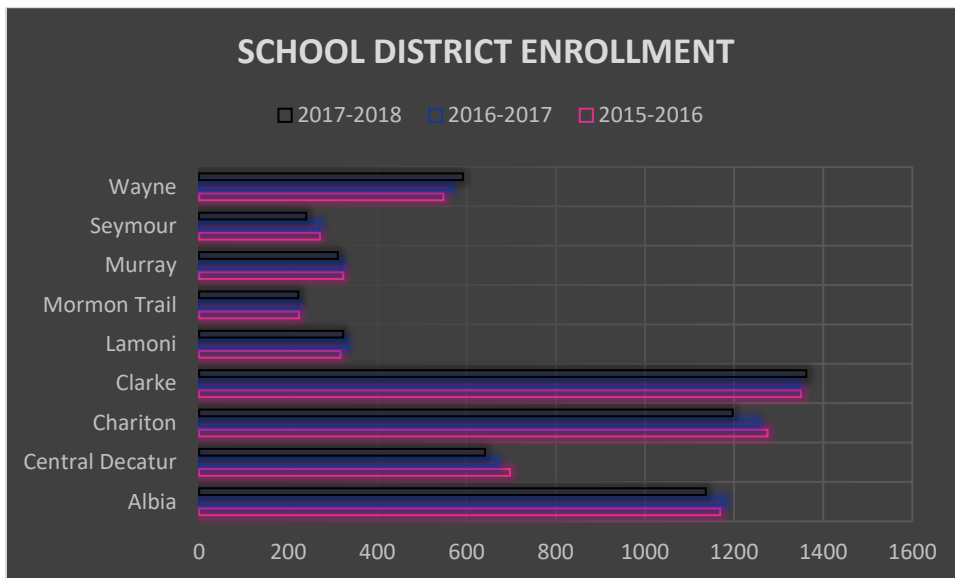


SCHOOL DISTRICTS:

School enrollment has dropped in the last three years, with three of our five counties experiencing decreases. Over the last three years, enrollment has decreased a total of 166 children in the five counties. Projected enrollments by the Iowa Department of Education show continued decreases through 2018-2019.

District	2015-2016	2016-2017	2017-2018
Albia	1169	1178	1137
Central Decatur	697	667	641
Chariton	1275	1254	1197
Clarke	1350	1344	1362
Lamoni	317	332	323
Mormon Trail	224	221	223
Murray	323	320	311
Seymour	271	271	240
Wayne	548	566	592

Source: Iowa Department of Education



CHALLENGES:

Transportation continues to be a challenge for our service area. Surveys returned by our Head Start families indicate transportation is an issue when it was not available through our program. Loss of empowerment grants that previously helped pay for transportation in Clarke and Wayne Counties undoubtedly resulted in lower enrollment. We have been able to contract with the Wayne County School District to provide transportation at a significant cost to the Corydon Head Start Center only. 10-15 Transit provides contracted transportation in Monroe and Lucas Counties. The Four Counties for Kids grant provides funds used for transportation in Lucas and Monroe Counties, but this grant fund has decreased each year and does not cover the entire school year. Head Start funds must then used to complete the school year.

Another concern expressed many times in the parent surveys was the need for our Centers to be open five days per week. We received a Duration Grant in 2017 that allowed us to provide five days per week at our Osceola and Chariton Centers, beginning in the 2017-2018 school year. Mormon Trail and Leon Early Head Start also provide five days per week, but the remaining seven centers are only open four days per week. Additional funding would be necessary for increasing all centers to five days due to issues such as staff payroll.

Parents have indicated their need for before and/or after school care. We do have Wrap-Around Grants for our EHS Leon, Chariton and Osceola Centers. Unfortunately, the parents at our other eight Centers do not have that at their disposal. We continue to search each year for additional grants that could be utilized to fill this real need.

SUMMARY:

SCICAP Early Childhood Program serves a rural area that comprises some of the poorest counties in Iowa. Population continues to decline as poverty continues to increase.

We strive to provide an educationally-sound environment for children as they grow towards becoming school ready. This Community Assessment is used to determine what services are needed to best serve the children and families in our communities.